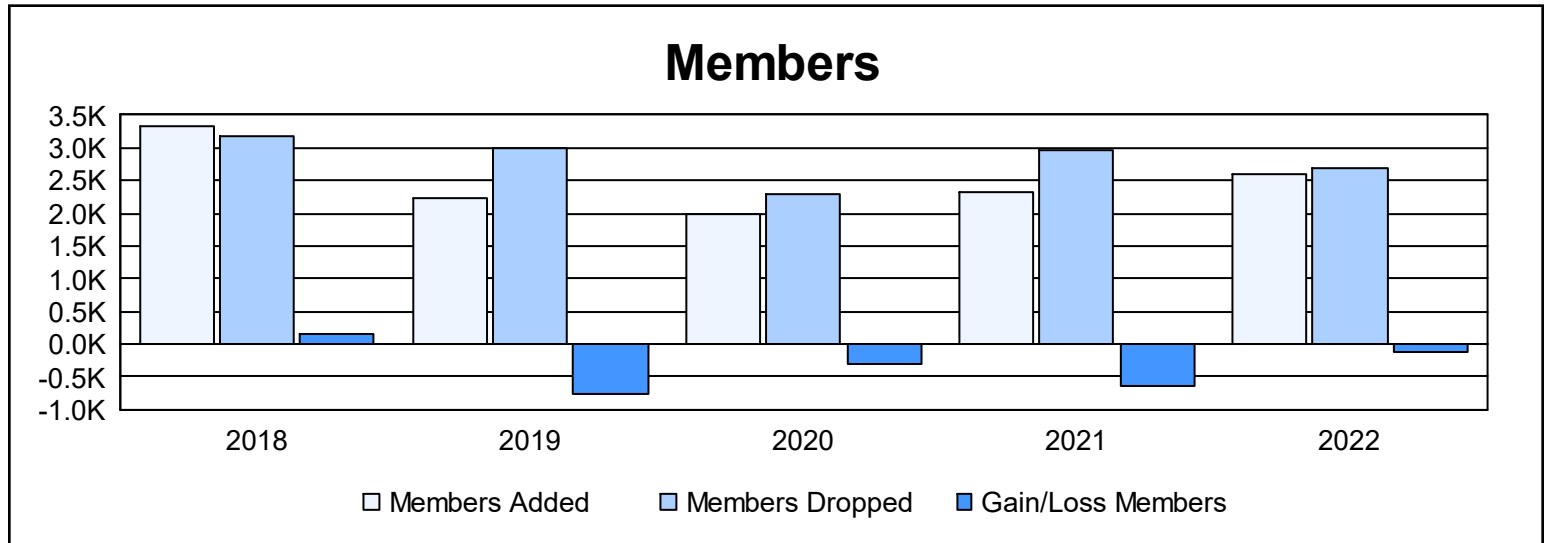
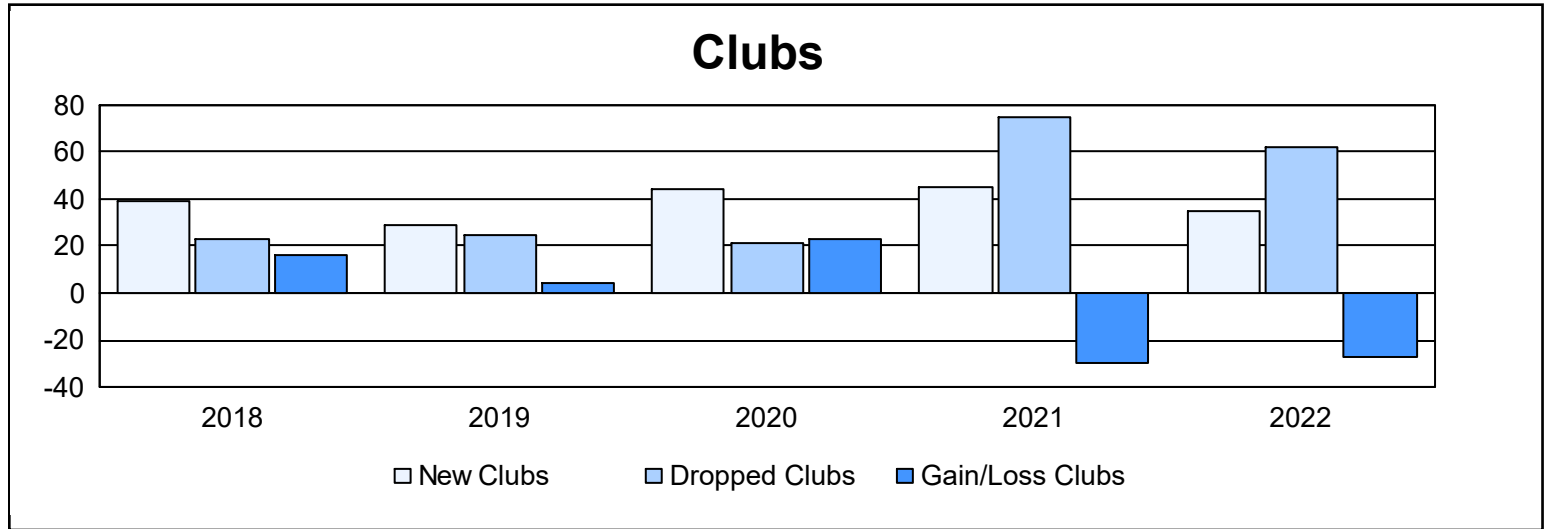


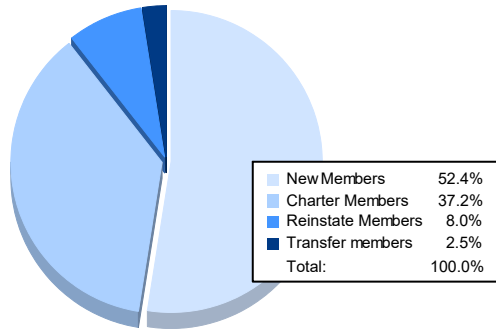
**Multiple District B**

As of June 2022 Cumulative

| Year           | New Clubs | Dropped Clubs | Gain/ Loss Clubs | New Members  | Charter Members | Reinstate Members | Transfer Members | Total Member Added | Total Members Dropped | Gain/ Loss Members |
|----------------|-----------|---------------|------------------|--------------|-----------------|-------------------|------------------|--------------------|-----------------------|--------------------|
| 2017-2018      | 39        | 23            | 16               | 2,003        | 1,010           | 224               | 98               | 3,335              | 3,181                 | 154                |
| 2018-2019      | 29        | 25            | 4                | 1,310        | 750             | 123               | 46               | 2,229              | 2,997                 | -768               |
| 2019-2020      | 44        | 21            | 23               | 1,099        | 683             | 153               | 65               | 2,000              | 2,291                 | -291               |
| 2020-2021      | 45        | 75            | -30              | 1,167        | 897             | 206               | 63               | 2,333              | 2,976                 | -643               |
| 2021-2022      | 35        | 62            | -27              | 1,357        | 964             | 206               | 64               | 2,591              | 2,697                 | -106               |
| <b>Average</b> | <b>38</b> | <b>41</b>     | <b>-3</b>        | <b>1,387</b> | <b>861</b>      | <b>182</b>        | <b>67</b>        | <b>2,498</b>       | <b>2,828</b>          | <b>-331</b>        |



### Membership Composition June 2022 Cumulative



### Gender Composition June 2022 Cumulative

